

JUUKO Kseries An ergonomic radio remote control. Feel the comfort!



Durable design
-Stainless leg
-Rubber bumper



Conform with ergonomics



Anti-Slip design for a secure grip



Find out more 

A new era of Radio Industry, working in Multi-frequency with bi-directional transmission. JUUKO K is the first remote control for industrial equipment that combines quality, reliability, safety and economy in one.

Never been so accessible.

K Series is designed to simplify the work life of those who use it. Through the use of high technology, Juuko has significantly reduced its consumption of batteries, it works with simple alkaline batteries.

Safety at the highest level.

The transmission technology bi-directional radio allows a continuous exchange of data between transmitter and receiver, allowing a condition always optimal free working frequency and a high degree of safety.



Start with an electronic key.

To ensure access to use only authorized personnel without the need for keys removed, the start operation is under electronic key control that it is protected by password.

Wide range of Receiver.

The receivers are divided into three different types of size: **H – HS – HM.**

Which can be matched to any model of transmitter unit JK series.

This allows to take full advantage of the high amount of available relay outputs.



2 AA alkaline batteries for 300 hours of continuous transmission



Emergency STOP button on highly accessible, secure always on top



3 different sizes of receiver on 4 kind model for output characteristics, one for every need



Transmitter.

The transmitter is equipped with an ergonomic shape for easy grip.

At the top there are 4 red LED high brightness to indicate the battery level, the error code anomalies, the insertion of auxiliary functions such as selecting single and double hoist and 1 green status LED remote control active.

Automatic frequency change.

The placement on the working frequency is automatic according to the channel free of interferences available. The apparatus performs a check of 140 different channels.



Receiver.

The receiver, available in three sizes and 4 kind model different for the output features, is equipped with screw terminals for an easy connection to any system.



The installation can be done by 4 brackets at the corners, or through fastening to the center nut.

STOP circuit Dual Relay.

The remote controls safety JUUKO, on the HS and HM kind receiver, are equipped with double shut-off relay guaranteed opening degree of security in PL d / Cat.3 –certif.13849-1



A green and red LED warns the state receiving transmission between transmitter and receiver unit by signaling via pulse code.

Receiver Antenna.

The receiving antenna, that is available in 2 different formats, is positioned externally with SMA connector screw.



This allows any connection to the coaxial cable to a different positioning of the antenna.




The range: it is possible to combine 10 models of transmitter unit in function of the quantity buttons and steps of speed, with 4 different receivers.

Wide range of Pushbuttons Stickers



K200 K202 K400 K404 K600 K808



K1000 K1010 K1200 K1212

- K200 – 2 pushbuttons single step
- K202 – 2 pushbuttons double steps
- K400 – 4 pushbuttons single step
- K404 – 4 pushbuttons double steps
- K600 – 6 pushbuttons single step
- K808 – 8 pushbuttons double steps
- K1000 – 10 pushbuttons single step
- K1010 – 10 pushbuttons double steps
- K1200 – 12 pushbuttons single step
- K1212 – 12 pushbuttons double steps

H – 2 stop relay + 2 start relay + 2 command relay

HV – 14 programmable MOSFET output

HS – 2 stop relay OPEN GUARANTEE + 2 start relay + 13 command relay

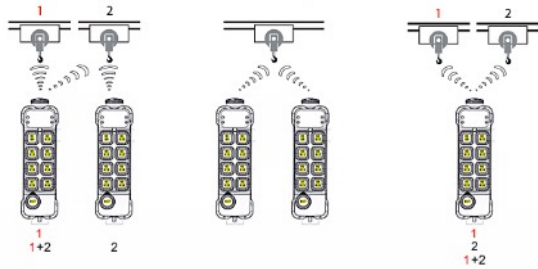
HM – 2 stop relay OPEN GUARANTEE + 2 start relay + 19 command relay



H - HV

HS

HM

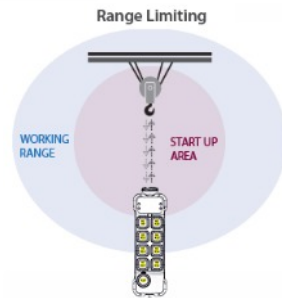


Special Function: multi-control system.

Each radio-controlled equipment can be programmed in such a way that they can operate in combined with dual mode transmitter in "Master & Slave" or "Take and Release" and also "Tandem" of double hoist and single transmitter.

Range Limiting Start.

This function allows you to make the Start in limiting it to a security restricted area close to the radio receiver.



Two Way Radio Transmission.

Through the return signal from the receiver, you can activate the LED on the transmitter.



This function allows you to visually verify the inclusion of priority functions occurred.

Transmitter and Receiver Remote Pairing.

A copy of a transmitter to a receiver than can be done with a simple procedure of button presses.

Technical Data Sheet

TRANSMITTER		RECEIVER			
Certification	10821A-898961620	Reference No. T121109W02	ID No. RN489896162JK01		
Frequency	433.0525 > 434.7775 MHz	433.0525 > 434.7775 MHz			
Modulation Type	4GFSK	4GFSK			
Maximum operating distance	100 meters	Sensibility	-112dBm a 1,2Kbps		
Control system frequency	PLL multifreq. 140 ch.	PLL multifrequency 140 channels			
Antenna impedance	50 ohm	50 ohm			
Typical response time command	50 > 100mS	50 > 100mS			
Power Supply	2 x (AA) alkaline battery	H - 24-240 Vac / HV - 12/24 Vdc / HS - 24/264 Vac/dc / HM - 90-160 Vac/dc			
Antenna	Internal	External			
Average consumption	16mA a 3Vcc	Power consumption in standby	16mA at 220Vca		
Transmission power	< 10dBm	+ 10dBm			
Operating temperature	-30°C > +75°C	-30°C > +75°C			
Degree of protection	IP65	Relay Output	H - 2 stop + 2 start + 2 command	MOSFET	HV - 14
		1NO 5 A 250	HS - 2 stop + 2 start + 13 command	output	programm.
		Vac	HM - 2 stop + 2 start + 19 command	7,5 Amps	output
Overall Size and weight	K200/808 H193xL57xD51 mm - 290 g K1000/1212 H245xL57xD51 mm - 350 g	H - H142 x L141,2 x D58,5 (mm) – weight 800 g HV – H142 x L141,2 x D58,5 (mm) – weight 800 g HS - H190 x L184 x D64 (mm) – weight 1750 g HM - H272 x L260 x D96 (mm) – weight 2950 g			
Case Material	Nylon and fiberglass	Nylon and fiberglass IP65			